


# Functional

Lever | Pull | Accessory

brass and  
plated finishes



# Introduction

The **Functional** brass and plated finishes range of lever handles, pull handles and accessories is a collection of door furniture assembled to offer the user a functional, yet high performance specification.

Simple, clean-cut lever handle designs in a variety of finishes including chrome, brass and bronze are complemented with matching pull handles, escutcheons and bathroom snib turn and indicator release sets.

Products chosen for the **Functional** range have been selected for their durability and high performance standards, assisting service providers to meet their obligations under the Equality Act 2010 and the guidance given in BS 8300 (ADM).

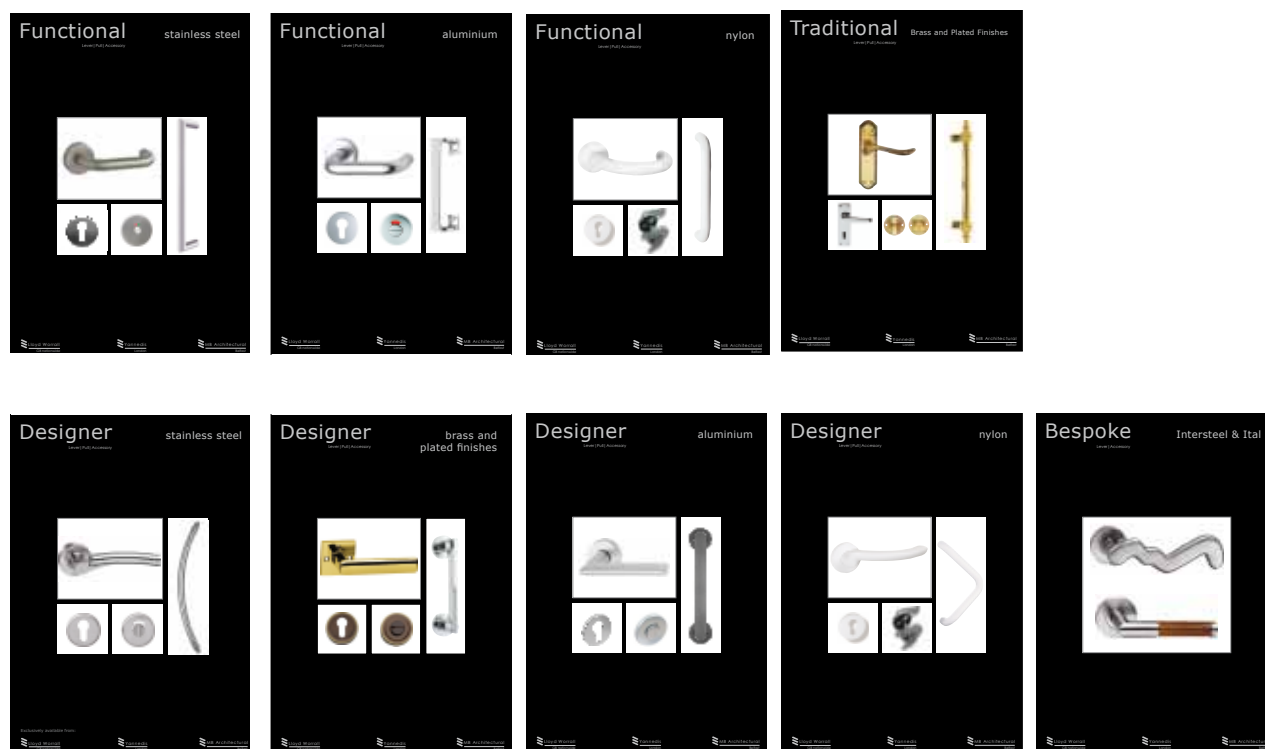
Macnaughton Blair Architectural Division, consisting of Lloyd Worrall, Yannedis and MB Architectural can schedule your project requirements with all items adhering to the latest British and European standards as well as meeting the requirements of building regulations and of course BS 8300.

The Architectural Division specialises in a complete solution, incorporating not just the door furniture but also the mechanical and electrical items required to ensure we meet the buildings design and security needs.

Extensive group wide stocks and our own in-house master keying facility offers the client security and gives us flexibility in meeting the most demanding delivery schedule with a comprehensive range of locking options from entry level through to very high security cylinders.

Also available group wide is the supply and installation of access control and door automation products as well as signage and wayfinding scheduling, anti-ligature hardware, mail systems and bespoke hardware products.

All items can be supplied with TOUCHCLEAN anti-bacterial coating which is the very latest in the prevention and control of infection. Ideal for use in hospitals, schools and food preparation areas.




Our **Functional** range of door furniture is only one aspect of our offer and we would encourage you to contact us or visit our website for further information regarding other ranges and finishes.

# Furnish it



BF001



BF002




BF003

Stainless steel handles with a zirconium coating.  
55mm dia concealed fixing rose.

**BF001**  
Lever latch on 238mm backplate.  
Also available as lever lock euro profile and bathroom profile.

**BF002**  
Safety lever handle on rose.  
(60x140mm)



BF004



BF005

**BF003**  
Straight lever handle on rose.  
(60x126mm)

**BF004**  
Mitred lever handle on rose.  
(60x125mm)

**BF0005**  
Arc lever handle on rose.  
(57x140mm)



BF201



BF202

**BF201**  
55mm dia euro profile escutcheon.

**BF202**  
55mm dia bathroom turn and indicator release.

# Furnish it



Door furniture made from heavy duty solid brass.

Bolt through fixings.

Lever handle roses prepared with 30mm centres.

Suitable for general, heavy and very heavy use.

Standard finishes:  
satin chrome  
polished brass.

BF006  
Lever handle on backplate.

BF007  
Safety lever handle on rose.

BF008  
Lever handle on rose.

BF009  
Lever handle on rose.

BF010  
Lever handle on rose.

BF203  
Oval cylinder escutcheon.

BF204  
Euro profile cylinder escutcheon.

BF205  
Toilet indicator set.  
Also available toilet indicator set with flip-up handle operation.

BF206  
Thumbturn set.  
Also available extended grip thumbturn.

# Furnish it



BF101

BF102

Pull handle range to complement lever handles.

Bolt through fixing - BT  
Face fixed on rose - BF  
Back to back fixing - BB

Standard finishes:  
satin chrome  
polished chrome  
polished brass

## BF101

D-type pull handle  
19mm dia x 210mm, 190mm c/c  
25mm dia x 225mm, 200mm c/c  
30mm dia x 260mm, 230mm c/c

## BF102

Cranked-type pull handle  
25mm dia x 225mm, 200mm c/c  
30mm dia x 260mm, 230mm c/c

Lloyd Worrall  
Unit 6, Denbigh Hall  
Bletchley  
MILTON KEYNES  
MK3 7QT  
T: 01908 643 364  
F: 01908 643 643  
E: miltonkeynes@lloydworrall.co.uk

Lloyd Worrall  
Unit 13, Chamberlayne Road  
Moreton Hall Ind. Est.  
BURY ST EDMUNDS  
IP32 7EY  
T: 01284 762 002  
F: 01284 762 003  
E: bury@lloydworrall.co.uk

Lloyd Worrall  
Units 10-11, Attercliffe Common Ind. Est.  
Fell Road  
SHEFFIELD  
S9 2AL  
T: 0114 244 3350  
F: 0114 244 4219  
E: sheffield@lloydworrall.co.uk

Lloyd Worrall  
Unit 1, Bentinck Street Ind. Est.  
off Chester Road, Hulme  
MANCHESTER  
M15 4LN  
T: 0161 833 0270  
F: 0161 832 3904  
E: manchester@lloydworrall.co.uk

Lloyd Worrall  
Units 13-16, Noble Street Ind. Est.  
off Scotswood Road  
NEWCASTLE UPON TYNE  
NE4 7PD  
T: 0191 226 0888  
F: 0191 226 0803  
E: newcastle@lloydworrall.co.uk

[www.lloydworrall.co.uk](http://www.lloydworrall.co.uk)

Yannedis  
Unit 3, Woodford Trading Estate  
Southend Road  
Woodford Green  
LONDON  
IG8 8HF  
T: 020 8550 8833  
F: 020 8551 0026  
E: ask@yannedis.com

[www.yannedis.com](http://www.yannedis.com)

MB Architectural  
14a Falcon Road  
BELFAST  
BT12 6RD  
T: 028 9038 0200  
F: 028 9038 0201  
E: ask@mbarchitectural.com

[www.mbarchitectural.com](http://www.mbarchitectural.com)